



CB for single-phase versions only.

TECHNICAL DATA**Operating range:** from 0,3 to 2,7 m³/h.**Maximum head:** up to 90 metres.**Pumped liquid:** clean, free of solids and abrasives, non-viscous, non-aggressive, and chemically neutral, with properties similar to water.**Liquid temperature range:** from 0 °C to +35 °C.**Maximum permitted amount of sand:** 40 g/m³.**Discharge port diameter:** 1" GAS.**Power supply tolerance:** +6 % / -10 %.**Max. starts:** 20/h.**Installation:** in 3" wells or larger, tanks and cisterns, vertical position. In case of horizontal installation, ensure a minimum load on the thrust assembly.**Special executions on requests:** alternative voltages and frequencies.**Power cable:** Micra 50 – 1 m.

Micra 75 – 1,2m

Micra 100 – 1,4m

The single-phase version can be supplied with CONTROL BOX on request.

APPLICATIONS

Submersible electric pumps for 3" wells or larger.

These units have a very extensive range of applications for lifting and distribution in civil and industrial water systems, filling of pressure vessels and tanks, pressurization and irrigation systems.

CONSTRUCTION FEATURES OF THE PUMP

Multistage centrifugal type. Pump and motor directly coupled with rigid coupling. Impellers and thrust rings in Noryl and diffusers in self-lubricating polyacetyl. Pump liner, shaft and coupling, strainer and cable sheath in stainless steel.

Base support and head in brass, with check valve incorporated in the head.

CONSTRUCTION FEATURES OF THE MOTOR

Submersible asynchronous two-pole motor made entirely of AISI 304 stainless steel with brass bearings. Copper squirrel cage rotor mounted on Kingsbury thrust block.

Cooling of the thrust bearing assembly and the bushings is provided by water, thereby eliminating the risk of contamination. Canned-type stator in an airtight casing made of AISI 304L stainless steel. The thermal protector with automatic reset is included with the motor.

Protection class: IP68

Insulation class: F

Supply voltage: single-phase 230 V / 50 Hz.

three-phase 400 V / 50 Hz

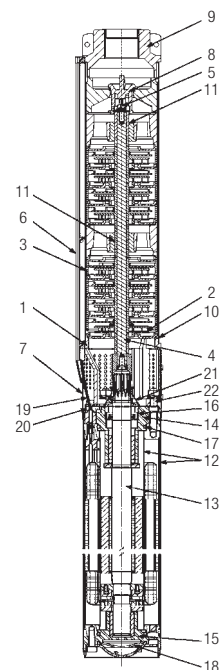
three-phase 230 V / 50 Hz

MATERIALS

N.	PART*	MATERIALS
PUMP		
1	BASE SUPPORT	BRASS OT58
2	IMPELLER	NORYL GFN2
3	DIFFUSER	POLYACETYL
4	SHAFT WITH COUPLING	AISI 430F
5	LOCKING NUT	AISI 304
6	CABLE SHEATH	AISI 430
7	STRAINER	AISI 430
8	VALVE	POLYACETYL
9	DELIVERY BODY	BRASS OT58
10	PUMP LINER	AISI 304
11	BUSHES	AISI 316L

* In contact with the liquid.

N.	PART*	MATERIALS
MOTOR		
12	INTERNAL AND OUTER LINER	AISI 304
13	SHAFT	AISI 431
14	UPPER SUPPORT	BRASS OT58
15	LOWER SUPPORT	BRASS OT58
16	LIP SEAL	NBR
17	GASKETS	NBR
18	BELLOW SEAL	EPDM
19	CABLE	EPDM
20	CONNECTOR PLUG	AISI 304
21	SAND GUARD	NBR
22	SCREWS	AISI 304

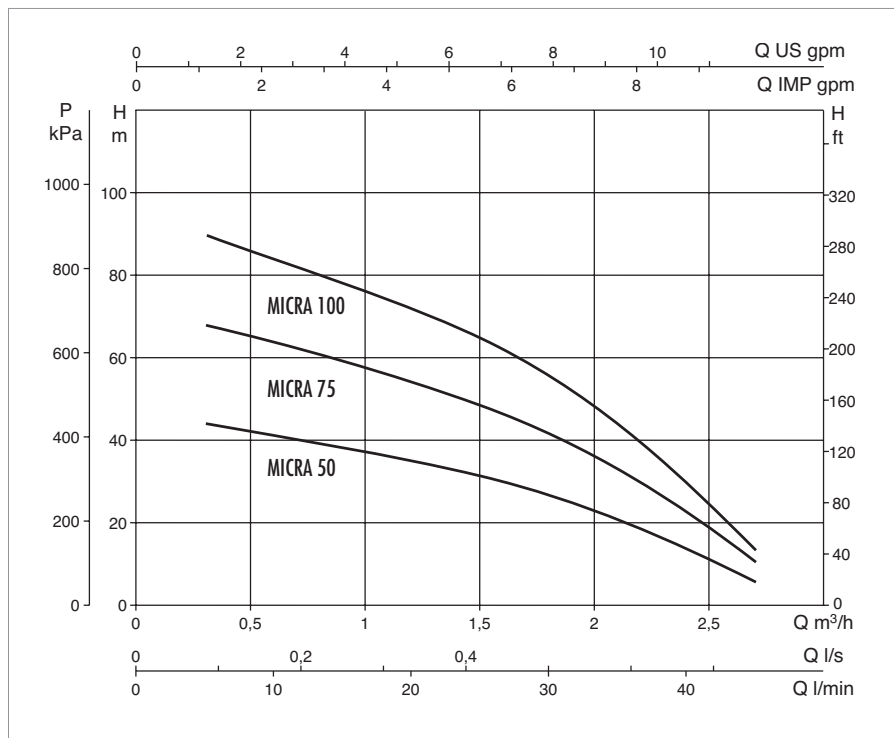
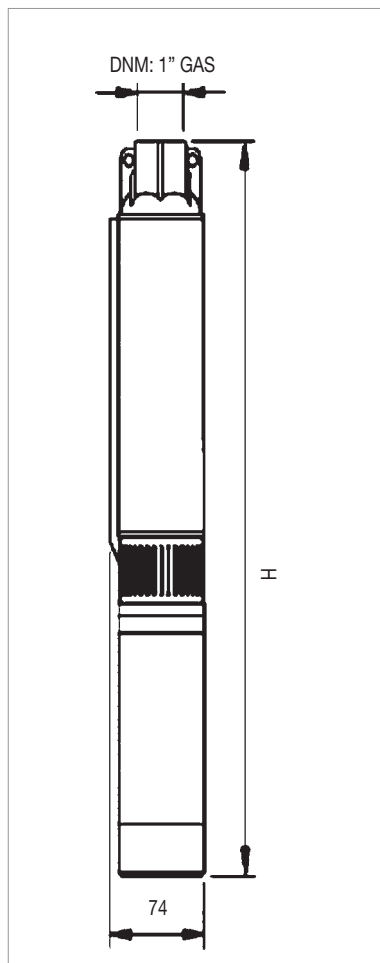


PERFORMANCE AT 50 Hz

MODEL	ELECTRICAL DATA		HYDRAULIC DATA									
	P2 NOMINAL		Q=m³/h	0,3	0,6	0,9	1,2	1,5	1,8	2,1	2,4	2,7
	kW	HP	Q=l/min	5	10	15	20	25	30	35	40	45
MICRA 50 M	0,37	0,5	H (m)	45	41	38	35	31	27	21	14	6
MICRA 75 M	0,55	0,75		68	64	59	54	48	42	33	23	11
MICRA 75 T	0,55	0,75		68	64	59	54	48	42	33	23	11
MICRA 100 M	0,75	1		90	84	78	72	65	56	44	30	14
MICRA 100 T	0,75	1		90	84	78	72	65	56	44	30	14

ELECTRICAL DATA AND DIMENSIONS

MODEL	ELECTRICAL DATA							Ø mm	H mm	PACKING DIMENSIONS		WEIGHT kg
	POWER INPUT 50 Hz	P1 kW	P2 NOMINAL		In A	CAPACITOR						
			kW	HP		µF	Vc					
MICRA 50 M	1x230 V ~	0,65	0,37	0,5	3,3	12	450	74	930	86	1150	9
MICRA 75 M	1x230 V ~	0,95	0,55	0,75	5,1	16	450	74	1145	86	1350	10,2
MICRA 75 T	3x400 V ~	0,9	0,55	0,75	1,9	-	-	74	1145	86	1350	10,2
MICRA 100 M	1x230 V ~	1,2	0,75	1	6,1	20	450	74	1390	86	1600	13,6
MICRA 100 T	3x400 V ~	1,15	0,75	1	2,4	-	-	74	1390	86	1600	13,6



The performance curves are based on kinematic viscosity values = 1 mm²/s and density equivalent to 1000 kg/m³. Curve tolerance according to ISO 9906.